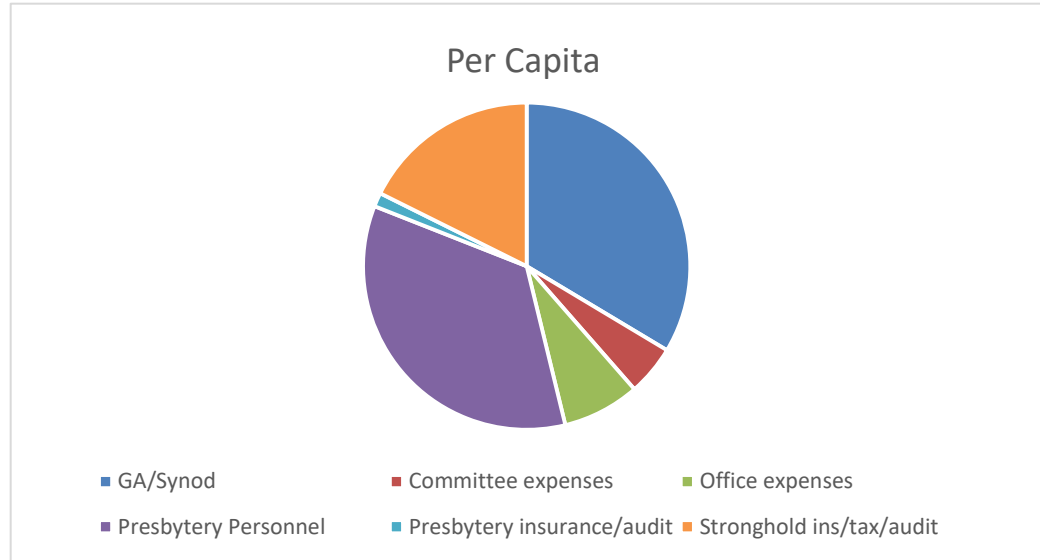


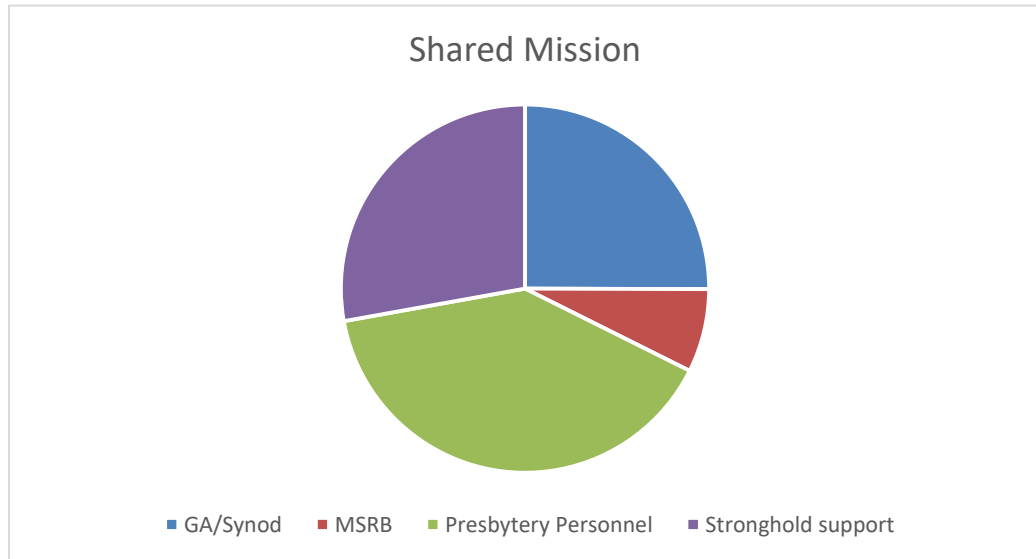
SUMMARY 2017 BUDGET WITH GRAPHS

2017

Per Capita		
GA/Synod	\$132,270.45	33.59%
Committee expenses	\$19,550.00	4.96%
Office expenses	\$30,100.00	7.64%
Presbytery Personnel	\$136,943.33	34.78%
Presbytery insurance/audit	\$5,400.00	1.37%
Stronghold ins/tax/audit	\$69,500.00	17.65%
total	\$393,763.78	

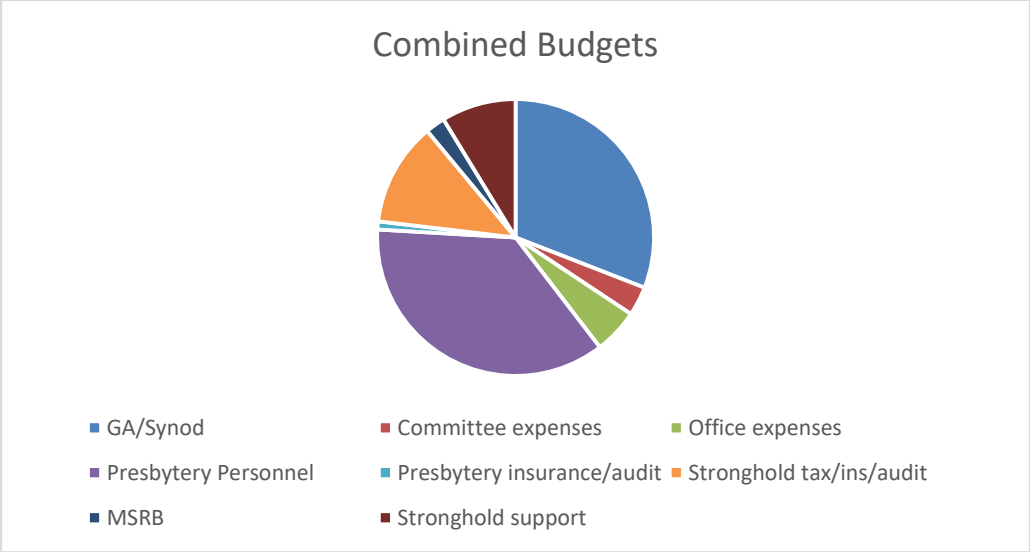


Shared Mission		
GA/Synod	\$45,000.00	25.05%
MSRB	\$13,159.00	7.32%
Presbytery Personnel	\$71,499.00	39.80%
Stronghold support	\$50,000.00	27.83%
total	\$179,658.00	



SUMMARY 2017 BUDGET WITH GRAPHS

Combined Budgets		
GA/Synod	\$177,270.45	30.91%
Committee expenses	\$19,550.00	3.41%
Office expenses	\$30,100.00	5.25%
Presbytery Personnel	\$208,442.33	36.35%
Presbytery insurance/audit	\$5,400.00	0.94%
Stronghold tax/ins/audit	\$69,500.00	12.12%
MSRB	\$13,159.00	2.29%
Stronghold support	\$50,000.00	8.72%
total	\$573,421.78	



SUMMARY 2017 BUDGET WITH GRAPHS

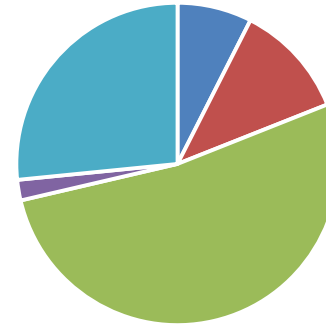
Without GA//Synod pass through

Per Capita

Committee expenses	\$19,550.00	7.48%
Office expenses	\$30,100.00	11.51%
Presbytery Personnel	\$136,943.33	52.37%
Presbytery insurance/audit	\$5,400.00	2.07%
Stronghold ins/tax/audit	\$69,500.00	26.58%

total \$261,493.33

Per Capita w/o GA/Synod pass through

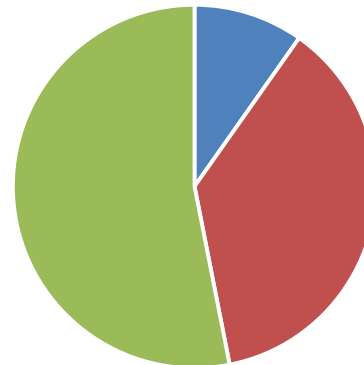


■ Committee expenses
 ■ Office expenses
 ■ Presbytery Personnel
■ Presbytery insurance/audit
 ■ Stronghold ins/tax/audit

Shared Mission

MSRB	\$13,159.00	9.77%
Stronghold support	\$50,000.00	37.13%
Presbytery Personnel	\$71,499.00	53.10%
total	\$134,658.00	

Shared Mission w/o GA/Synod pass through



■ MSRB
 ■ Stronghold support
 ■ Presbytery Personnel

SUMMARY 2017 BUDGET WITH GRAPHS

Combined Budgets		
Committee expenses	\$19,550.00	4.93%
Office expenses	\$30,100.00	7.60%
Presbytery Personnel	\$208,442.33	52.62%
Presbytery insurance/audit	\$5,400.00	1.36%
Stronghold tax/ins/audit	\$69,500.00	17.54%
MSRB	\$13,159.00	3.32%
Stronghold support	\$50,000.00	12.62%
total	\$396,151.33	

